





Downeast Thunder Farm Christmas Cats & Dogs



These are very easy ornaments to create that you can decorate in many different ways. I embellished mine with snowflakes and flowers. Choose any color felt and cut out two bodies. Use three strands of black floss to create the face design. I used 8/0 beads for the eyes. I used three strands of floss in various colors to make the various designs on the front. On the inside of the back body piece, tack a loop of ribbon or string for hanging. Sew the bodies with a blanket stitch using two strands of matching colored floss. Pause before you get to the end and lightly stuff with fiberfill.

Have fun!

Susan



A Note on Copyright

I am happy to share this pattern with you for your personal, not-for-profit use. You are encouraged to make these in any form (ornaments, felting, quilting, appliqué, etc.) and sell for, non-profit fund-raising. You may not redistribute the patterns without express written